

# Portas

Doors



## index

- 05** A
- 09** C
- 11** F
- 15** I
- 16** j
- 18** L
- 19** M
- 22** P
- 24** S
- 25** T
- 29** V
- 30** W
- 32** X
- 34** TÉCNICA

### SUSTENTABILIDADE

Responsabilidade ambiental, é uma preocupação que nos motivou para certificação e promoção de produtos ambientalmente responsáveis com certificação FSC® (Forest Stewardship Council®), entidade que assegura que as matérias-primas são provenientes de florestas geridas de forma responsável.

### SUSTAINABILITY

Environmental and social responsibility has been among our great concerns and motivated us to develop and achieve the FSC chain of custody Certification in 2012.




### INOVAÇÃO

A inovação é uma contante, procurando sempre investigar, desenvolver e aperfeiçoar produtos, métodos e processos. A criação de soluções integradas, adequadas e inovadoras procura ir ao encontro e dar resposta às necessidades e exigências dos vários mercados.

### INNOVATION

Continuous investment focused on innovation and development new products, methods and industrial process. Creation modern, integrated solutions, in order to meet customer and market needs and expectations.





### GRUPO VALCO

Fundado há 70 anos, o Grupo Valco é, atualmente, a maior PME portuguesa fabricante de soluções de portas interiores, portas técnicas, roupeiros e armários customizados.

Com presença em vários mercados oferece soluções adequadas a cada projecto para os mais diversos sectores, como hotelaria, habitação, educação, saúde e comércio.

### VALCO GROUP

Founded and established in 1958, VALCO Group, employs 200, and is currently the largest privately-owned Portuguese SME, as manufacturers of interior and performance doors, wardrobes and closets, as well as tailor-made interior decorative fittings.


With its presence in many foreign markets, VALCO is proud to offer builders, architects and merchants a wide range of door solutions, carefully designed to respond to the most demanding projects and budgets in such different sectors like residential, hospitality, education, health, senior homes or commercial sites.



O Grupo-Valco oferece um conjunto de soluções, adequadas às exigências da tipologia e necessidades integradas com projecto. Valco Group offers a wide range of door solutions, carefully designed to meet most demanding integrated projects needs.



**Hotelaria**  
Hotels




**Hospitalar**  
Health Centres



**Escolar**  
Education



**Habitação**  
Residential



**Ariportas**  
Doorset  
**Roupeiros**  
Wardrobes  
**Armários**  
Cabinets  
**Apainelados**  
Paneled  
**Carpintarias**  
Joineries  
**Ferragens e Componentes**  
Hardware and Components

**Aplicações Ariportas**  
Doorset Applications

**Acústico**  
Acoustic

32dB  
42dB

**Acústico e Corta-fogo**  
Acoustic and Fire Rated

33dB EI30'  
35dB EI60'  
44dB EI30'

**Corta-fogo**  
Fire Rated

EI30'  
EI60'

**Anti-choque**  
Shock Proof

**Anti-radiações Rx**  
Rx Ray Doors

**Segurança | Blindado**  
Safety Doors



# Linha

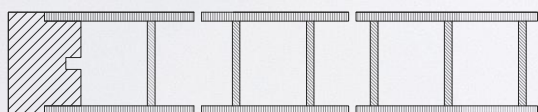
# A

## Porta Folha

Porta face lisa que permite diversas combinações de formas e cores de folha.

## Veneered Door

Flat door allowing several veneer species/colours.



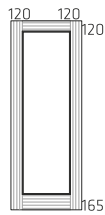
**A5**  
Ébano Comp.  
Reconstituted Ebony





**A1V1A B2**  
**A1V1A B1**  
 Carvalho USA  
 American Oak

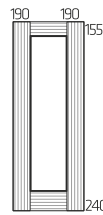
\* Apenas B2  
 Only B2



A3V1A




**A3**  
 Nogueira  
 Walnut



A4V1AA



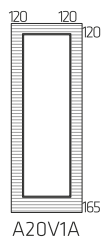
**A4**  
 Carvalho USA  
 American Oak



A18V1X



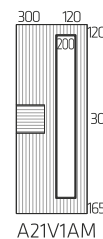
**A18**  
 Cerejeira USA  
 American Cherry



A20V1A



**A20**  
 Carvalho USA  
 American Oak



A21V1AM



**A21**  
 Carvalho USA | Wenguê  
 American Oak | Wenge





**A5**  
Carvalho USA  
American Oak



**A14**  
Faia Vap. | Wenguê  
Steamed Beech | Wenge



**A17**  
Faia Vap. | Wenguê  
Steamed Beech | Wenge



**A22**  
Wenguê | Faia Vap.  
Wenge | Steamed Beech



**A23**  
Nogueira  
Walnut



**A27**  
Wenguê | Faia Vap.  
Wenge | Steamed Beech



# Linha

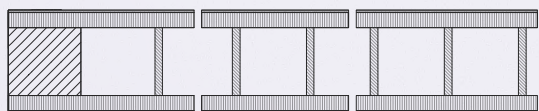
# C

## Porta Termolaminado

Porta face lisa com revestimento termolaminado disponível em diversas cores, com limpeza fácil, ideal para escolas, hospitais e lares.

## Termolaminated Door

Termolaminated door, several colours available, easy to clean. Recommended for schools, hospitals' and senior homes'



C5V1A



**C5**  
Vert de Gris  
Green-grey





## Linha

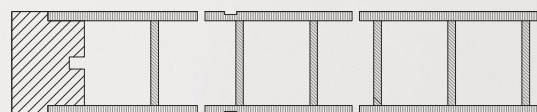
# F

### Porta Friso

Porta com fresado (5mm) em baixo relevo revelando o material logo abaixo da espécie da folha. (MDF)

### Door Grooved

Door with a 5mm deep groove, showing inner MDF colour.



N

2L



**F20**  
Nogueira  
Walnut



**F3**  
Maple  
Maple



**F10**  
Carvalho USA  
American Oak



**F11**  
Faia Vap.  
Steamed Beech



**F18**  
Maple  
Maple

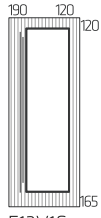



**F19**  
Carvalho USA  
American Oak



**F20**  
Cerejeira USA  
American Cherry

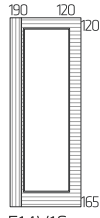




F13V1S



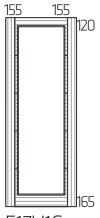
**F13**  
Wenguê  
Wenge



F14V1S



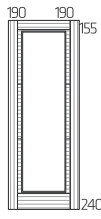
**F14**  
Cerejeira USA  
American Cherry



F17V1G



**F17**  
Freixo  
Ash



F28V1AA



**F28**  
Nogueira  
Walnut

## Linha

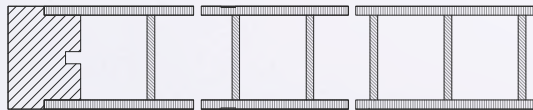


### Porta Inlay

Porta face lisa onde diversas disposições de folha natural são combinadas com um inlay de folha (6mm).

### Door Inlay

Flush door allowing a wide combination of veneers with a 6mm wide inlay.






**I19**

Carvalho  
Oak

Nogueira  
Walnut

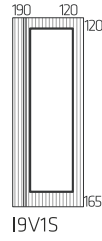




I3V1M



**I3**  
 Carvalho USA | Nogueira  
 American Oak | Walnut



I9V1S



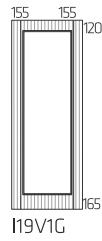
**I9**  
 Faia Vap. | Nogueira  
 Steamed Beech | Walnut



I10V1M



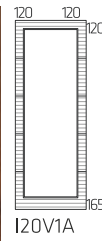
**I10**  
 Nogueira | Tola  
 Walnut | Agba



I19V1G



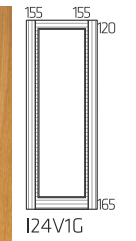
**I19**  
 Faia Vap. | Nogueira  
 Steamed Beech | Walnut



I20V1A



**I20**  
 Nogueira | Tola  
 Walnut | Agba



I24V1G



**I24**  
 Carvalho USA | Nogueira  
 American Oak | Walnut



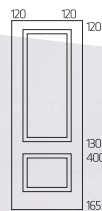
**I11**  
Câmbala | Tola  
Iroko | Agba



**I14**  
Nogueira | Tola  
Walnut | Agba



**I18**  
Carvalho USA | Nogueira  
American Oak | Walnut

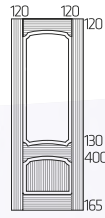


J7KD1V1C



**J7KD2**  
Lacado Branco  
Lacquered White





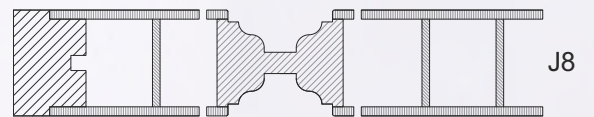
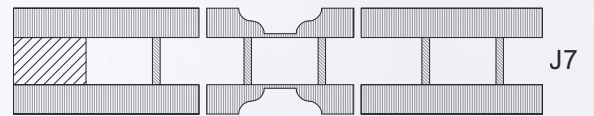
J8KP1V1C

## Linha



**Porta Perfilada**  
Porta pantografada em baixo relevo.

**Shaped Door**  
Moulded door. Engineered moulded/paneled door.



**J8KP2**  
Mogno  
Sapele

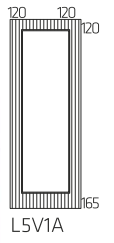
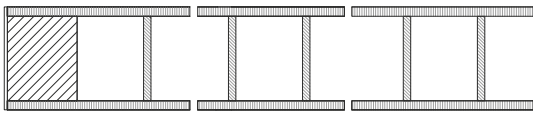


# Linha



**Porta Revestida CPL ou PP**  
Disponível em diversas aberturas e cores.

**CPL or PP lined door**  
Available also as glazed door and diverse colours.



**L5**  
**Faixa LH**  
**Steamed LH**





## Linha


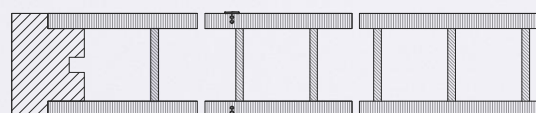
# M

### Porta Metálica

Porta face plana com aplicação de um perfil em PVC em alto relevo designada por Metálica.

### Metal Door

Metal inlay door. Flush door with PVC insert.



N

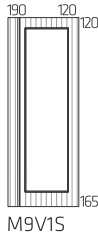
2L

### M14

Carvalho Comp.  
Reconstituted Oak



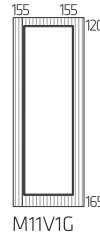




M9V1S



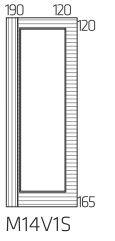
**M9**  
Freixo  
Ash



M11V1G



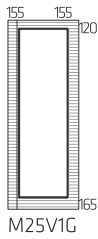
**M11**  
Wenguê Comp.  
Reconstituted Wengue



M14V1S



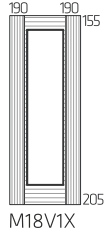
**M14**  
Carvalho Comp.  
Reconstituted Oak



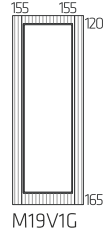
M25V1G



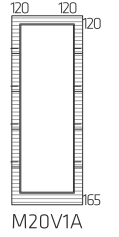
**M25**  
Faia Vap.  
Steamed Beech



**M18**  
**Carvalho Comp.**  
 Reconstituted Oak



**M19**  
**Nogueira**  
 Walnut




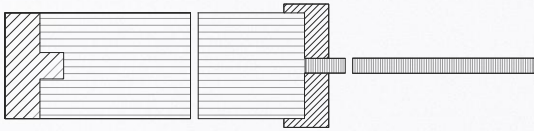
**M20**  
**Wenguê Comp.**  
 Reconstituted Wengue



# Linha P

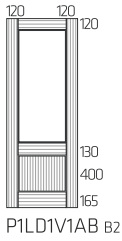
**Porta Plafonada**  
Porta com almofadas em baixo relevo.

**Panel Door**  
Engineered profiled door.



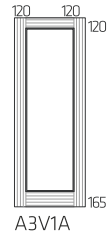
**P3LD1A**  
Tola Composta  
Reconstituted Agba



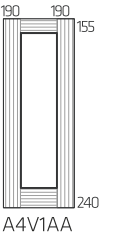


**P1LD2AB B2**   
**P1LD2AB B1**   
**Nogueira**  
 Walnut

\* Apenas B2  
 Only B2



**P3LD1A**  
 Tola Composta  
 Reconstituted Agba



**P4LD1AA**  
 Carvalho USA  
 American Oak

# Linha

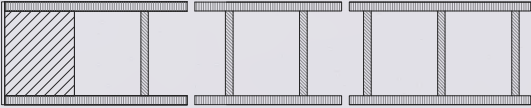
# S

## Porta Sem Folha

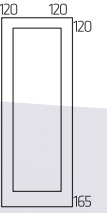
Porta Lacada ou Pré-Lacada branco disponível em diversas aberturas.

## Non-Veneered Door

Non-veneered surface door, ready for painting over MDF board. Available also as glazed door.



**S0**  
Lacado Branco  
Lacquered White



SOV1A







## Linha

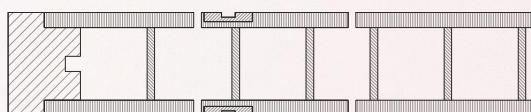


### Porta Tira

Porta com tira fresada em baixo relevo na mesma madeira da folha de revestimento ou criando contraste com outra madeira natural.

### Strip Door

Door with a graved groove on solid wood. It could be in the same or other veneer.



T18

Maple Okoume  
Maple Gaboon





**T3**  
 Maple | Maple  
 Maple | Maple



**T10**  
 Carvalho USA | Carvalho USA  
 American Oak | American Oak



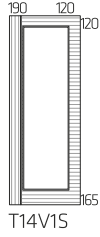
**T11**  
 Sucupira | Tola  
 Sucupira | Agba




**T19**  
 Faia Vap. | Okoume  
 Steamed Beech | Gaboon



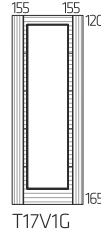
**T20**  
 Nogueira | Tola  
 Walnut | Agba



T14V1S



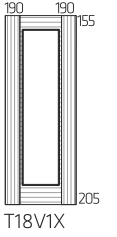
**T14**  
Cerejeira USA | Cerejeira USA  
American Cherry | American Cherry



T17V1G



**T17**  
Freixo | Freijó  
Ash | Brazilian Walnut



T18V1X



**T18**  
Maple | Okoume  
Maple | Gaboon





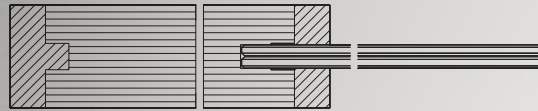
V29

# Linha

# V

**Porta Vidro**  
Porta decorada com Vidro

**Glass Door**  
Door decorated with a glass band.



**V29**  
Lacado Branco | Preto  
Lacquered White | Black



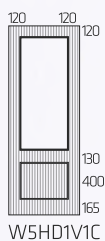


**V30**  
Lacado Branco | Preto  
Lacquered White | Black



30

W



Linha

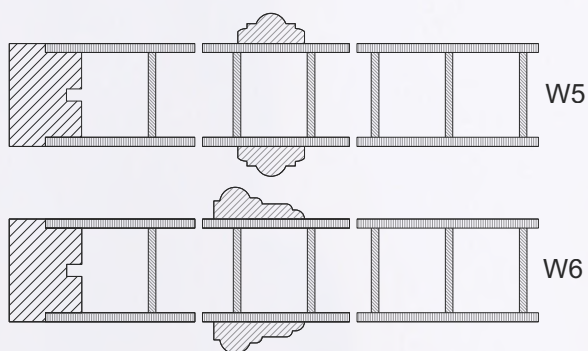
W

**Porta Moldurada**

Porta plana com aplicação de bites em alto relevo.

**Moulded Door**

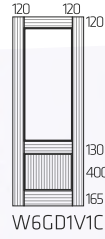

Door with moulded applications in high relief.



**W5HD2**

Mogno  
Sapele







**W6GD2**  
Cerejeira USA  
American Cherry



# Linha X

Porta em Madeira Maciça  
Solid Wood Door



**X26RD5.1**  
Mogno  
Sapele



## FOLHAS NATURAIS | WOOD VENEERS



Câmbala  
Iroko



Carvalho USA  
American Oak



Castanho  
Chestnut



Cerejeira USA  
American Cherry



Faia Vap.  
Steamed Beech



Freixo  
Ash




Globulus  
Eucalyptus



Maple  
Maple



Mogno  
Sapele



Nogueira  
Walnut



Pinho  
Pine



Sucupira  
Sucupira



Wenguê  
Wenge

## FOLHAS COMPOSTAS | RECONSTITUTED VENEER



Carvalho Comp.  
Reconstituted Oak



Tola Comp.  
Reconstituted Agba



Ébano Comp.  
Reconstituted Ebony



Wenguê Comp.  
Reconstituted Wenge



Zebrano Comp.  
Reconstituted Zebrawood

## REVESTIMENTOS HPL | COATINGS HPL



Blanc  
Megève



Gris  
Paloma



Vert  
de Gris

Outras Cores sob Consulta  
Other colours on request

## REVESTIMENTOS CPL | COATINGS CPL



Branco W  
White W




Carvalho LR  
Oak LR



Cinza Gris LY  
Grey LY



Faia LH  
Beech LH




Wenguê LE  
Wenge LE

## REVESTIMENTOS PP | COATINGS PP



Branco 05  
White 05

## VIDROS | GLASS



Incolor  
Colourless




Fosco  
Frosted




Lacado Preto  
Lacquered Black

## ACABAMENTOS | FINISHING



Lacado Branco  
Lacquered White



Pré-Lacado Branco  
White Pre-finished



Verniz  
Varnish



## TECHNICAL AREA

### SISTEMAS DE ABERTURA ARIPORTAS® | ARIPORTAS® OPENING SYSTEMS



À Face In | Face In  
À Face Out | Face Out



Standard | Standard    Bandeira | Overhead    Sobre Elevado | Toilet Partition Doors



Aroguar | Door Frame Set

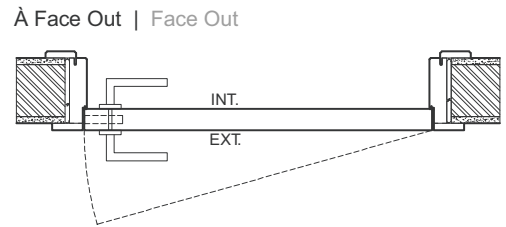
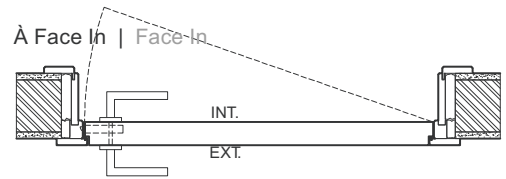


Correr Interior | Interior Sliding door

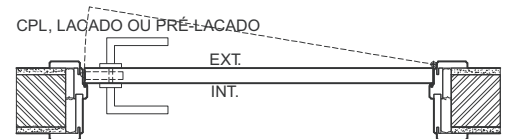
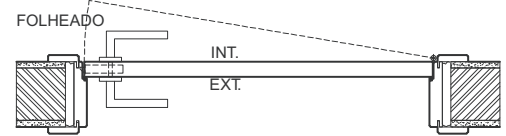


Correr Exterior | Exterior Sliding door

Com sanefa | Wooden Pelmet    Com fechadura | With lock  
Com Aroguar | With frame set



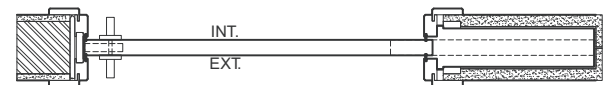
Standard, Reversível, Bandeira e Sobre Elevado  
Standard, Reversible, Overhead and Toilet Partition Doors



Aroguar | Door Frame Set

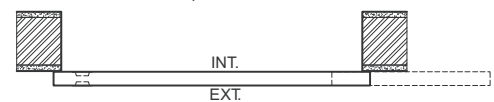


Correr Interior | Interior Sliding door

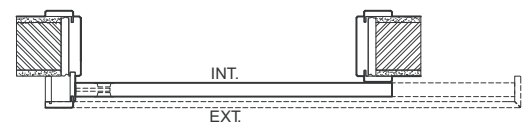


Correr Exterior | Exterior Sliding door

Com ou sem sanefa | With or without Wooden Pelmet



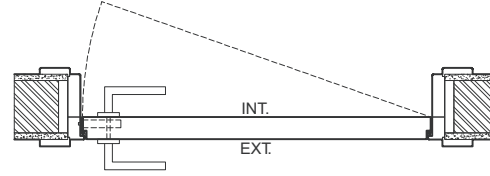
Com fechadura ou com aroguar | With lock with frame set





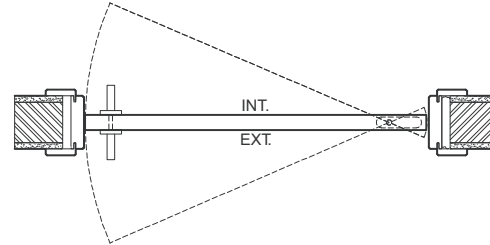
Oculto | Hidden door

Oculto | Hidden door



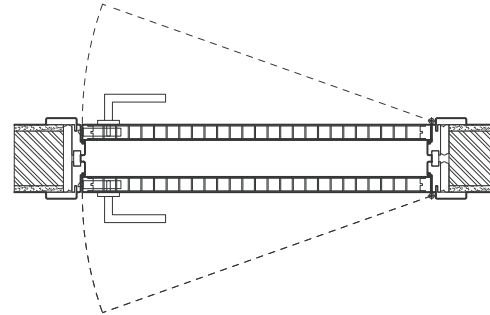
Pivotante | Pivot door

Pivotante | Pivot door



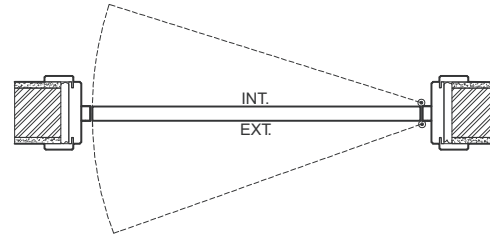
Quartos Comunicantes | Connecting rooms

Quartos Comunicantes | Connecting rooms



Vai-vem | Swing Door

Vai-vem | Swing Door



LEGENDA DE SIMBOLOS | LEGEND OF SYMBOLS

EI30' e EI60' (Corta Fogo)  
FD30' and FD60' (Fire Resistant)

SEGURANÇA  
SAFETY

ANTI-CHOQUE  
SHOCK-PROOF

ANTI-RADIAÇÕES  
X-RAY DOORS

CPL  
CPL

ACÚSTICO 32dB, 33dB EI30', 35dB EI60', 42dB e 44dB EI30'  
ACUSTIC 32dB, 33dB EI30', 35dB EI60', 42dB and 41dB EI30'

LACADO BRANCO  
WHITE LACQUER

PRÉ-LACADO BRANCO  
WHITE PRE-FINISHED

ROUPEIRO  
WARDROBE

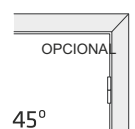
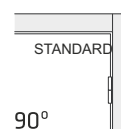
MALEIRO  
WARDROBE

FAST-CLEAN TERMOLAMINADO HPL  
FAST-CLEAN TERMOLAMINATED HPL

PAINEL SEM ORLAS  
PANEL WITHOUT BORDERS

PAINEL DUAS ORLAS  
TWO EDGES PANEL

OPÇÕES DE GUARNIÇÃO | ARCHITRAVE OPTIONS





WWW.GRUPO-VALCO.COM



JUNHO 2020



Rua das Indústrias 53-61  
2420-091 Caranguejeira, Leiria - Portugal  
T. +351 244 730 135 · F. +351 244 730 139  
geral@grupo-valco.com

